



Are Taxpayer and Private Dollars Creating Effective Electric Vehicle Infrastructure?

Tom Saxton, Vice President, Plug In America



WE DRIVE ELECTRIC. YOU CAN TOO.

Charging Networks

Grant Information and Status

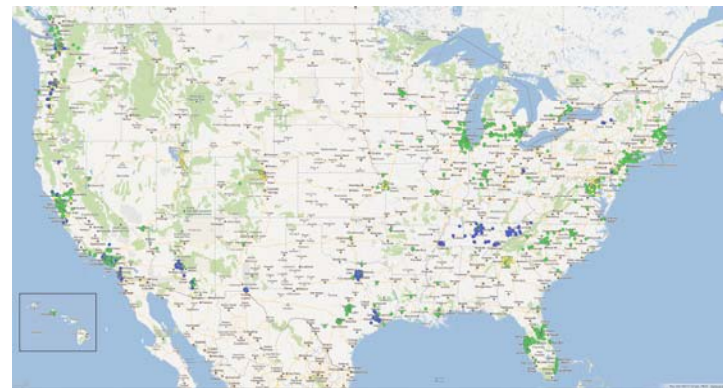
	ChargePoint	EV Project	America
Grant Awarded	\$100.2M	\$15.0M	
Grant Used	\$42.3M	\$12.7M	
Station Goal	15,000	4,000	
Stations Installed	5,888	2,400	

Public Charging Networks

	ChargePoint	EV Project	America
Sites	618	1,671	
Stations	1,522	2,811	

Sources: recovery.gov, blinknetwork.com, chargepoint.net

Network Charging Sites

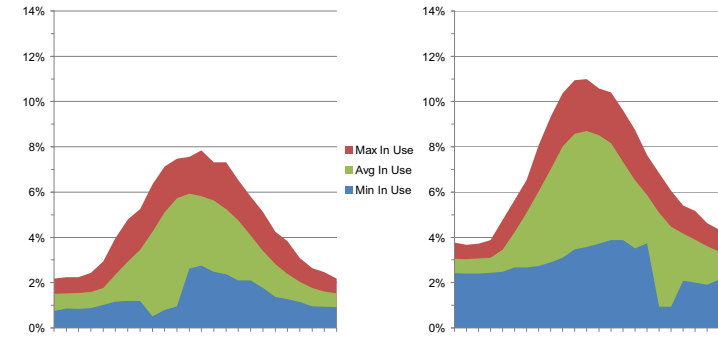


Signs

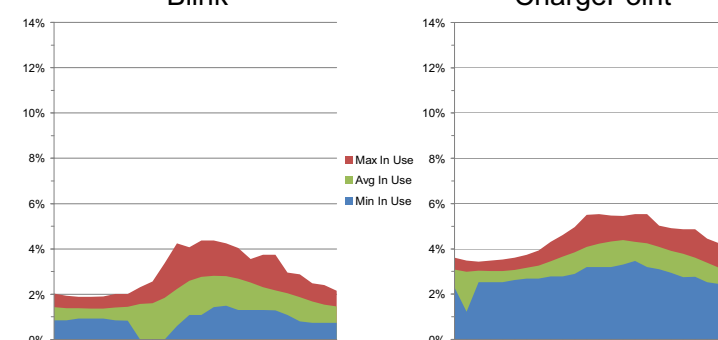


Station Usage

Average Hourly Usage on Weekdays

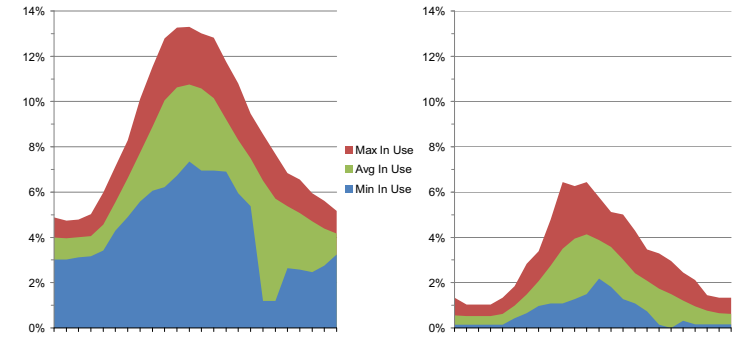


Average Hourly Usage on Weekends

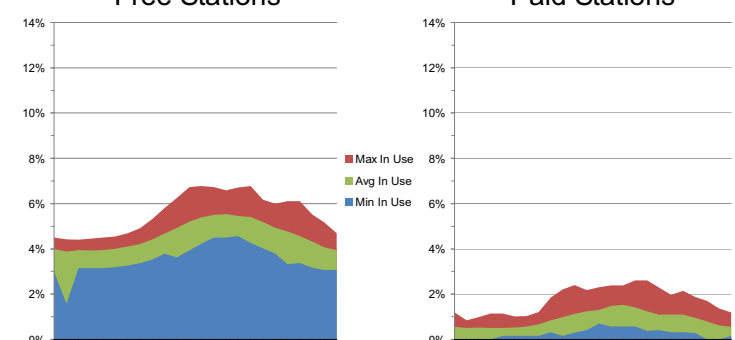


Effects of Billing on ChargePoint Usage

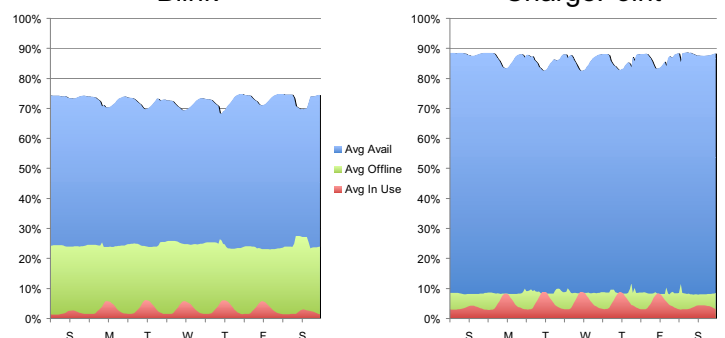
Average Hourly Usage on Weekdays



Average Hourly Usage on Weekends

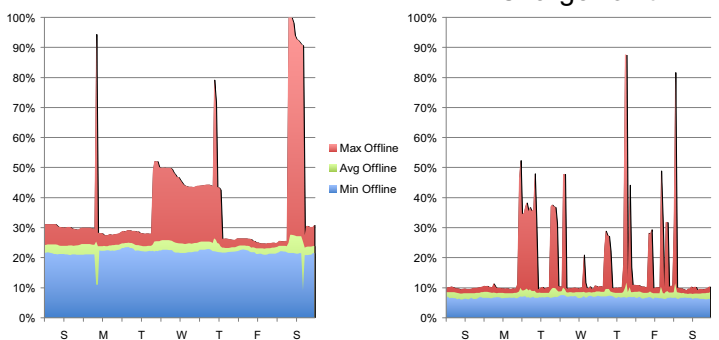


Hourly Averages for Available, Offline, In Use



Station Availability

Hourly Averages for Offline Stations



Links



www.pluginamerica.org

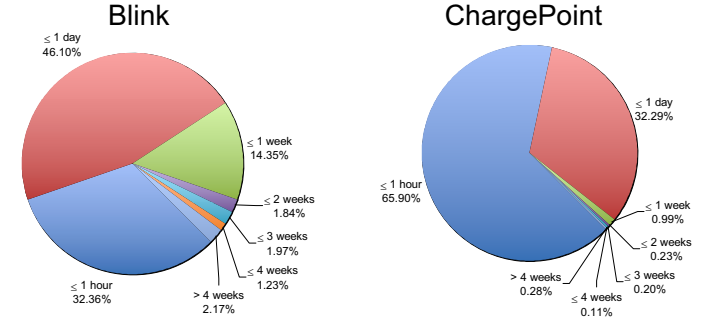


www.pluginamerica.org/evi-survey
participate and view results

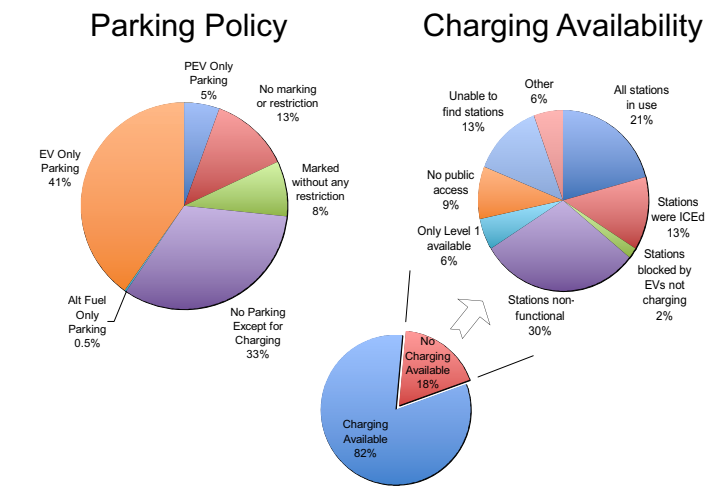


www.pluginamerica.org/webinar
all about charging stations

Station Repair Time



Plug In America EVI Survey



Usage by Cost of a One-hour Charge

